

Clean Up Your  
**World™**

**BILLY  
GOAT®**



CR550HC



BC2600HHEU



QV900HSP



Low dust, low  
noise innovation

2013 Product Line

[www.billygoat.com](http://www.billygoat.com)

## Cleanup your World™ with Billy Goat!

When it comes to property cleanup, Billy Goat features a complete line of product solutions for all your residential, commercial and municipal needs. We invite you to review our catalogue and work with our worldwide network of Distributors and stocking and servicing Dealers to pick the machine that is right for your cleanup application, property, and season.

In spring, consider Billy Goat's line of scarifiers/power rakes, aerators, over-seeders, sod cutters and chipper-vacs to knock out the annual "Spring Cleanup" of thatch, leaves, blooms, branches, seeds and other lawn and garden debris that has accumulated over the winter.


In summer, Billy Goat's Outback® Brushcutter is ideal for clearing overgrown properties with the ease and comfort—and all at a rate of just over 4000 m2 an hour. Ergonomic plough style handles with fingertip controls and padded grips make for comfortable, low-fatigue operation.

And in Autumn, when cleaning up the heavy leaf drop, Billy Goat offers the only full line of composite leaf blowers on the market, and the fullest line of lawn and litter vacuums in the industry, including our latest innovation low dust, low noise hard surface QUIETVAC™ plus a full line of debris loaders that are all synonymous with professional productivity.

In the spirit of "Cleaning Up", we also invite you to consider the wider message of "cleanup" in your community and participate in solutions for a cleaner environment like eco-gardening, re-use and recycling, or taking part in other green initiatives, activities or projects (i.e. The World You Like Challenge – <http://world-you-like.europa.eu>). For over 40 years, this is the "can do" spirit we have seen in our business, dealer and distributor networks and customers that inspires us to make our communities a better place. It is integral to our "Clean up Your World with Billy Goat™" message.










Billy Goat is a family-owned and operated business located outside of Kansas City, Missouri, USA, with excellent dealerships covering machine sales and product support in most countries worldwide. For over 40 years Billy Goat has designed and manufactured property cleanup products with a reputation for innovation, productivity and quality.

Thank you for considering Billy Goat. For additional information or to find dealers in countries outside of USA and Canada, please refer to our website and contact us on line at [www.billygoat.com](http://www.billygoat.com).



Will Coates, President

## Contents

LEAF & DEBRIS	BRUSH	TURF RENOVATION
 LB Vacuum . . . . . 1	 Brush Mowers . . . . . 10	 Scarifiers/Power Rakes . . 12
 Lawn & Litter Vacuums . . . 2		 Overseeders . . . . . 14
 Industrial Duty Vacuums . . 4		 Aerators . . . . . 16
 Force™ Blowers . . . . . 6		
 Debris Loaders . . . . . 8		

## LB352

(Briggs)

Weighing only 25.85 kg/57 lbs our 51 cm/20" wide entry level vacuum is particularly light and maneuverable and features superior suction. The unit is ideal for vacuuming leaves, grass, flower heads and seeds from pool areas, patios or small gardens.

### The unit features:

New text

- 51 cm wide nozzle
- 105 ltr felt bag
- 500 series Briggs & Stratton engine; 158 cc
- Easy height adjust
- Felt bag
- Push model



## Features/Benefits



**Superior suction** via 51 cm/20" wide nozzle is a favorite for small gardens.



**Wheel adjustment** is at your fingertips to accommodate hard surface or turf work.



**Bag attachment** has a 105 ltr capacity and is harness mounted on top and quick attaches on bottom.



**New Briggs & Stratton 158 cc series engine** for long life and reliability.



Model	Engine	Self-Propelled	Bag Volume	Bag	CFM	Weight	Length	Width
LB352	158 cc Briggs & Stratton	No	105 ltr (28 gal)	Felt	743	25.85 kg (57 lb)	119 cm (47")	54.6 cm (21.5")



## KV600 & KV650H

(Briggs or Honda Push)

## KV600SP & KV650SPH

(Briggs or Honda Self-Propelled)

Ideal for residential or smaller commercial property maintenance, Billy Goat's next generation 69 cm/27" wide lawn and litter vac has been completely redesigned.

### The unit features:

- Large 5-blade impeller with serrated edges to maximise suction and debris reduction
- Variable height adjustment for hard surface or turf work
- Breathable hard bottom mesh turf bag with an integral dust cover loads from the bottom.
- Bag zippers have been eliminated in favor of simple to use marine style clasps that open and close easily when emptying debris
- Honda or Briggs power coupled with smooth 31 cm/12" tires on the push unit and rear wheel drive on the self-propelled unit make operation simple even on hilly turf terrain
- Optimised nozzle configuration improves suction and debris flow and handles hedge clippings with ease

## TKV650SPH

(Honda Self-Propelled)

The TKV model features all the great features of our KV model but has an integral on-board 5 cm/2" chipper. Now you can add branches to all your leaf, seed, flower head, mulch, litter, and debris cleanup jobs. Self-propelled is standard on the TKV.

**On-board 5 cm/2" chipper** Now you can add branches to all your leaf, seed, flower head, mulch, litter, and debris cleanup jobs.



KV self-propelled model shown with optional 10 cm x 10 m (4' x 8') hose kit. Ideal for cleaning between shrubs, under decks, window wells, utilities and other hard to reach areas.



Model	Engine	Self-Propelled	Bag Volume	Bag	CFM	Weight	Length	Width
KV600	190 cc Briggs	No	151 ltr (40 gal)	Mesh w/dust skirt	1700	51 kg (112 lb)	158 cm (62")	68 cm (26.75")
KV600SP	190 cc Briggs	Rear	151 ltr (40 gal)	Mesh w/dust skirt	1700	59 kg (129 lb)	158 cm (62")	68 cm (26.75")
KV650H	187 cc Honda	No	151 ltr (40 gal)	Mesh w/dust skirt	1700	51 kg (113 lb)	158 cm (62")	68 cm (26.75")
KV650SPH	187 cc Honda	Rear	151 ltr (40 gal)	Mesh w/dust skirt	1700	60 kg (132 lb)	158 cm (62")	68 cm (26.75")
TKV650SPH	187 cc Honda	Rear	151 ltr (40 gal)	Mesh w/dust skirt	1700	64 kg (141 lb)	158 cm (62")	68 cm (26.75")



**Powerful suction and easy operation make cleanup simple for leaves, seeds, mulch, flower heads, branches, litter and debris. Billy Goat vacuums are so rugged and reliable that many have been in service for over 20 years.**

**Clean up your world with the best lineup of lawn and litter vacuums in the industry.**

## KV/TKV Features/Accessories



**Integral dust skirt** keeps dust down and away from the operator. **Optional felt bag** (Part No. 891126) is available for better dust control.



**New zipperless bag** uses two easy open fasteners for long life and simple unloading. Bottom loading.



**New single speed rear self-propelled** (KV600SP, KV650SPH and TKV650SPH only) is great in hilly turf applications.



**5-blade serrated impeller** maximizes both suction and debris reduction.



**Optional hose kit** (Part No. 891125) is great for cleaning hard to reach places.



**The caster kit** (Part No. 891128) and **nozzle wear Kit** (Part No. 891127) increase maneuverability and help protect your investment against wear on hard surfaces.



**The weatherproof cover** (Part No. 891137) is ideal for protecting your machine from the elements.



**Optional liner sleeve** (Part No. 891134) protects housing in sandy conditions, increasing the life of the housing.



## MV650H

(Honda Push: Hard Surfaces)

## MV650SPH/MV600SPE\*

(Self-Propelled: Turf. \*Electric Start)

Ideal for larger properties, commercial lots, leaf cleanup, rental, parks, city streets, school districts, councils, or municipal festival cleanup. Picks up cans, bottles, grass clippings, litter and other debris with ease.

### The unit features:

- 74 cm/29" wide gobble door is adjustable from the operator's position for turf, hard surfaces or closed when using the optional hose
- Top loading bag slides out on rails for easy unloading
- Powerful 6-blade impeller for maximum suction and debris reduction
- Commercial-duty 3-speed transmission (SPH model)
- Composite housing components are more abrasion resistant than steel, reduce weight, and won't rust or dent



## QV550/QV550H

(Push: Briggs or Honda)

## QV550HSP/QV900HSP

(Hydrostatic Drive: Honda)

The all new QUIETVAC™ is the world's quietest vacuum. Its unique cyclonic filtration with exclusive dust sock technology drastically reduces dust in dry conditions. The volute housing and fan combination provide optimum suction power. Our industrial class hard surface machine is ideal for wide area commercial, industrial and municipal cleanup applications such as tarmacs, school campuses, hospitals, parks, churches, airport pedestrian areas, resorts, city streets and footpaths.

### The unit features:

- World's quietest vacuum
- 84 cm/33" wide composite intake nozzle and cyclonic hood
- 6-blade armor plate steel fan; up to 12 to 1 debris reduction for composting in dry conditions
- Unique volute housing and fan combination for optimum suction power
- Rear turf tires and front casters for smooth fingertip maneuverability.
- Push or self-propelled
- Collapsible hose with extendable handle

See the video at  
[www.billygoat.com](http://www.billygoat.com)



Shown with  
optional hose kit.  
(Part No. 831018)



Low dust, low  
noise innovation

Model	Engine	Self-Propelled	Bag Volume	Bag	Weight	Length	Width
MV650H	187 cc Honda	No	151 ltr (40 gal)	Mesh Turf	73 kg (162 lb)	156 cm (61.5")	74 cm (29")
MV650SPH	187 cc Honda	Yes	151 ltr (40 gal)	Mesh Turf	81 kg (179 lb)	156 cm (61.5")	74 cm (29")
MV600SPE*	190 cc Briggs	Yes	151 ltr (40 gal)	Mesh Turf	94 kg (208 lb)	156 cm (61.5")	74 cm (29")
QV550	205 cc Briggs	No	136 ltr (36 gal)	Mesh Turf	81 kg (180 lb)	160 cm (63")	83.8 cm (33")
QV550H	160 cc Honda	No	136 ltr (36 gal)	Mesh Turf	79.4 kg (175 lb)	160 cm (63")	83.8 cm (33")
QV550HSP	160 cc Honda	Hydro Drive	136 ltr (36 gal)	Mesh Turf	102.5 kg (226 lb)	160 cm (63")	83.8 cm (33")
QV900HSP	270 cc Honda	Hydro Drive	136 ltr (36 gal)	Mesh Turf	112.5 kg (248 lb)	160 cm (63")	83.8 cm (33")

\*Electric start



**For heavy-duty cleanup, put the power of the MV and QV vacuums to work on large estates, commercial, industrial, or municipal properties.**

**The QV features low dust, low noise innovation!**

## MV Features/Benefits and Options



**74 cm/29" gobble door** is adjustable from the operator's position for easy switching between hard surface, turf or hose applications.



**Top loading bag** slides in and out on rails for easy unloading. 151 ltr (40-gallon) bag holds up to 23 kg (50 lbs) of debris.




**Optional disposable bag liners** (Part No. 840134) Come in packs of 12 and eliminates the extra step of bagging your debris.



**Optional hose kit** (Part No. 840116) Attaches to the gobble door. No extra plate is required to close off the air intake. Ideal for those hard to reach areas.

## QV Features/Benefits and Options




**State of the art cyclonic filtration** Innovative cyclonic filtration with exclusive Dust Sock™ technology virtually eliminates dust in dry conditions.



**Hydro drive transmission** Hydrostatic transmission with infinite forward and reverse speeds, 0-3 mph, and shift on the fly. Negotiate tight spots quickly and with unbelievable ease. (QV550HSP, QV900HSP models)



**Two-latch large capacity turf bag** plus exclusive Dust Sock™ technology (Part #831282) for minimal dust in dry conditions (comes standard). Holds 136 ltr (36 gallons) gallons. Optional debris bag skirt, (Part No. 831268).



**Optional collapsible on-board hose kit with ergonomic handle extension** User-friendly hose kit expands to 3 m/10'. Magnetic intake door closure provides trouble-free switching to clean hard to reach areas. (Part #831018)



## F601S

(Subaru)

At only 35 kg (76 pounds), this unit is one of the lightest in its class making the machine simple to use and perfect for use around smaller gardens, sports areas, car parks and pathways. Ideal for residential cleanup, it costs little more than a backpack, but is 2.5 times more powerful so you'll get your work done faster with less fatigue.

### Features

- 169 cc commercial Subaru engine
- 40.6 cm/16" 16-blade fan
- 1-year engine warranty
- 1-year machine warranty



Air volume =  
2.3x backpacks\*



## F902H F902S, & F902SPS

(Honda or Subaru)

Step up to commercial cleanup power! This unit is ideal for medium size maintenance contractors and large property owners.

### Features

- 262 cc commercial engine
- 43 cm/17" 16-blade fan
- 3-year Honda & Subaru engine warranty
- 2-year machine warranty
- 5-year housing warranty



Air volume = 3.8x backpacks\*



## F1302H & F1302SPH

(Honda)

Professional power and productivity, this Honda powered unit is a favorite for full-size landscapers, seal coaters, schools, parks departments, cemeteries, resorts, street departments, golf and estate properties.

### Features

- 393 cc commercial engine
- 43 cm/17" 16-blade fan
- 3-year Honda engine warranty
- 2-year machine warranty
- 5-year housing warranty



Air volume =  
6.2x backpacks\*



## F1802V & F1802SPV

(Vanguard)

The ultimate in volume and power! A 5 cm/6" discharge with air velocity of just under 200 mph will blow and push leaves and debris farther so you can clean up faster than with any other blower in our lineup. Most manufacturers don't even make them!

### Features

- 570 cc commercial engine
- 43 cm/17" 16-blade fan
- 3-year Vanguard engine warranty
- 2-year machine warranty
- 5-year housing warranty



Air volume =  
7x backpacks\*



Model	Engine	Velocity	Fan	Discharge	Weight	Front Wheels	Rear Wheels	Length	Width	Height
F601S	169 cc Subaru EX	Just under 200 mph	16" 16-blade Single Shot Composite	9 cm (3.5")	35 kg (76 lb)	8" x 3" Semi-pneumatic	10" x 3" Pneumatic	111 cm (43.5")	56 cm (22")	26" (housing), 45" (handle)
F902S	265 cc Subaru EX	Just under 200 mph	17" 16-blade Single Shot Composite	10 cm (4")	59 kg (130 lb)	10" x 3" Pneumatic	13" x 5" Pneumatic	147 cm (58")	74 cm (29.25")	32.5" (housing), 45" (handle)
F902SPS	265 cc Subaru EX	Just under 200 mph	17" 16-blade Single Shot Composite	10 cm (4")	65 kg (143 lb)	10" x 3" Pneumatic	13" x 5" Pneumatic	147 cm (58")	74 cm (29.25")	32.5" (housing), 45" (handle)
F902H	262 cc Honda GX	Just under 200 mph	17" 16-blade Single Shot Composite	10 cm (4")	63 kg (139 lb)	10" x 3" Pneumatic	13" x 5" Pneumatic	147 cm (58")	74 cm (29.25")	32.5" (housing), 45" (handle)
F1302H	393 cc Honda GX	Just under 200 mph	17" 16-blade Single Shot Composite	13 cm (5")	69 kg (152 lb)	10" x 3" Pneumatic	13" x 5" Pneumatic	147 cm (58")	72 cm (28.5")	32.5" (housing), 45" (handle)
F1302SPH	393 cc Honda GX	Just under 200 mph	17" 16-blade Single Shot Composite	13 cm (5")	75 kg (165 lb)	10" x 3" Pneumatic	13" x 5" Pneumatic	147 cm (58")	72 cm (28.5")	32.5" (housing), 45" (handle)
F1802V	570 cc Vanguard	Just under 200 mph	17" 16-blade Single Shot Composite	15 cm (6")	77 kg (170 lb)	10" x 3" Pneumatic	13" x 5" Pneumatic	147 cm (58")	74 cm (29.25")	32.5" (housing), 45" (handle)
F1802SPV	570 cc Vanguard	Just under 200 mph	17" 16-blade Single Shot Composite	15 cm (6")	83 kg (183 lb)	10" x 3" Pneumatic	13" x 5" Pneumatic	147 cm (58")	74 cm (29.25")	32.5" (housing), 45" (handle)

\*Relative to most large backpacks





**The world's most powerful and versatile wheeled blowers mean you'll get more done in less time and with less effort than ever before!**

## Features/Benefits/Accessories



**Patented Aim N Shoot™**  
Directs the airflow where you need it most with fingertip control and is lockable for single positions.




**Self-propelled** Forget the fatigue associated with pushing blowers. The 9 HP Subaru, 13 HP Honda and 18 HP Vanguard engines have self-propelled options to increase productivity!




**Caster wheel kit** Allows more maneuverability in tight spaces for moving airflow from side to side, without off-weighting the front wheel. (Part No. 440293.)



**3 m/10-ft hose kit** Easily fits over nozzle to direct airflow into hard to reach spaces. 10 cm D x 3 m L (4"D x 10'L). (F601S model only. Part No. 441166.)



**Thicker padded handles**  
and larger wheels are best in class for comfort and productivity.



**Improved fan technology**  
Features a single shot 16 blade, closed face fan. That's twice as many blades as most manufacturers! It's standard on all models and is the ultimate in performance and reliability!



**Quietest on the market** The quiet operation of the Force™ compared to backpacks and steel blowers is a welcome relief among users and in neighborhoods.



**Smooth, rounded housing**  
vs stamped steel eliminates air voids for quiet output and maximum performance! Proven design won't rust or dent! Backed by a 5-year warranty. (Excludes F601S.)



**Forward discharge** Improved design of soft rubber is standard on F9 and F13. Not available on F18. It's simple to install and is perfect for cleaning along walls and fences! (Optional kit on F601S model. Part No. 441130.)



**Quick hold down kit**  
(Optional for F9, F13 and F18 models only. Part No. 440120) Quick trailer hold down attachment saves time.



**Parking brake kit** (Optional for F9, F13 and F18 models only. Part No. 440140) Prevents roll-aways on inclines and saves relocation time when you need to step away.



**Foam filled front tire**  
(Optional for F9, F13 and F18 models only.) Flat free tire is lightweight and rolls easily over terrain. (Part No. 440279.)

## DL1201L & DL1301H

LCT or Honda

This unit is mountable in two ways: Tailgate mountable with optional hanger kit, or skid mounted to a trailer or truck bed. Features include a powerful 36.2 cm/14.25" armor plated impeller and a 12-gauge steel housing with a replaceable 10-gauge steel liner. The 20 cm/8" intake hose is a 3 m/10' long, clear polypropylene helical coil.



DL1301H

STANDARD  
DUAL SHREDDING  
SYSTEM AND NEW  
CUSTOMFIT™  
FEATURES!

## DL1401SE

Subaru Electric Start

This rugged 14 HP unit features a 41 cm/16" diameter armor plate impeller, replaceable steel liner and a 12-gauge steel housing for maximum suction power. This unit can be mounted with the optional hanger kit or skid mounted to a truck or trailer bed. The 25 cm/10" intake hose is a 3 m/10' long, clear polypropylene helical coil.



DL1401SE  
(Electric start)



DL1801VE  
(Electric start)

## DL1801V & DL1801VE

Vanguard or Vanguard Electric Start

Our heavy-duty 18 HP unit features a 41 cm/16" diameter armor plate impeller, replaceable steel liner and a 12-gauge steel housing for maximum suction power. This unit can be mounted with the optional hanger kit or skid mounted to a truck or trailer bed. The 25 cm/10" intake hose is a 3 m/10' long, clear polypropylene helical coil.

## DL2500S & DL3500V

Subaru or Vanguard Electric Start

NEW!

The DL features a 25 HP or 35 HP engine coupled to our largest 46 cm/18" or 51 cm/20", 6-blade, armor plate impeller with 18 cutting points for up to a 12:1 reduction ratio and includes a replaceable polypropylene liner for the housing. Both units have a 3 m/10-ft clear polypropylene helical coil intake hose - the 2500S has a 31 cm/12" diameter and the 3500V has a 36 cm/14" diameter.

Trailer available to suit larger models - please contact your dealer for further information.



DL2500S (Electric start. Shown with optional exhaust deflector kit and trailer)

Model	Engine	Hose Dimensions	Impeller	CFM	Discharge	Weight	Length	Width	Height
DL1201L	12 HP LCT	20 cm x 3 m (8" x 10')	4 Blades, 8 cutting points	2013 cfm	18 cm (7")	107 kg (235 lb)	79 cm (31")	69 cm (27")	122 cm (48")
DL1301H	13 HP Honda	20 cm x 3 m (8" x 10')	4 Blades, 8 cutting points	2100 cfm	18 cm (7")	108 kg (238 lb)	79 cm (31")	69 cm (27")	122 cm (48")
DL1401SE	14 HP Subaru	25 cm x 3 m (10" x 10')	4 Blades, 8 cutting points	3370 cfm	18 cm (7")	111 kg (244 lb)	79 cm (31")	69 cm (27")	122 cm (48")
DL1801V	18 HP Vanguard	25 cm x 3 m (10" x 10')	4 Blades, 8 cutting points	3700 cfm	18 cm (7")	132 kg (290 lb)	79 cm (31")	69 cm (27")	122 cm (48")
DL2500S	25 HP Subaru	31 cm x 3 m (12" x 10')	6 Blades, 18 cutting points	4400 cfm	20.3 cm (8")	147 kg (326 lb)	147 cm (58")	81 cm (32")	188 cm (74")
DL3500V	35 HP Vanguard	36 cm x 3 m (14" x 10')	6 Blades, 18 cutting points	5050 cfm	20.3 cm (8")	168 kg (371 lb)	147 cm (58")	81 cm (32")	188 cm (74")



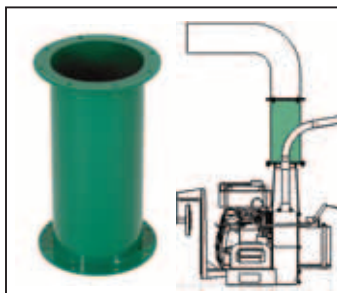
# Shredding System™



**The dual shredding system with Piranha™ blade reduces bulk for greater compaction which means you'll make fewer trips and save on dumping fees!**

See the video at [www.billygoat.com](http://www.billygoat.com)

## Custom Fit™ Options/Features



**Optional CustomFit™ extension kit** extends discharge height by 38 cm/15 5/8". Part No. 812273 for DL12, 13, 14 and 18. Cannot be used with rotational kit. Extends discharge height by 56 cm/24" for the DL25 & 35. Part No. 791600 for DL25 & 35.



**Stake body swing away Hitch** (Part No. SBSA6)



**Optional trailer** Available to fit larger models; please contact your Dealer for information.




**Heavy-duty clear urethane helical intake hoses** User friendly nozzle design and hose connection.

**Replacement hose** (Urethane portion only.) Part No. 811244 for DL1201 & DL1301; Part No. 791033 for DL1401 and DL1801; Part No. 791034 for DL2500S and Part No. 792208 for DL3500V.



**Optional CustomFit™ hanger kit** (Part No. 812260) Easy to install, locks in place with 2 bolts. (DL1201, DL1301, DL1401 and DL1801 models only.)

**Optional exhaust deflector kit** (Part No. 812295) deflects debris for most efficient loading.



**Dual shredding system with Piranha™ blade** for extra shredding (photo 1). Replacable steel liner\* and serrated blades with cutting points (photo 2) for maximum truck loading and debris reduction up to 12:1.

\*DL2500S and DL3500V have polypropylene liner.



**Optional CustomFit™ discharge hose kits** Extends discharge by 1.5 m/5' for customization to your truck or trailer.

**Urethane hose kit** Part No. 791107 for DL2500 model. Part No. 812300 for DL1201, DL1301, DL1401 and DL1801 models.

**Flexible metallic hose kit** Part No. 791106 for DL2500S and DL3500V models only.



**Optional 360 rotational Kit** No tool, hand adjustable rotating exhaust allows 360 degree positioning. Part No. 812332 for DL1201, DL1301, DL1401 and DL1801 models. Cannot be used with extension kit. An Adjustable Rotating Discharge is standard on the DL2500S and DL3500V.

## BC2600HHEU

(Honda)

The all new Outback® Hydrostatic brushcutters are 66 cm/26" commercial-duty walk behind units ideal for clearing brush up to 2 m/6' high and saplings up to 5 cm/2.0" diameter. The Tuff Torq™ hydrostatic transaxle with ETC (Enhanced Traction Control) is fully automatic, sensing when the rear wheel starts to spin, locking the wheel and giving it positive traction in wet or uneven conditions. The floating ±12 degree pivoting deck is engineered to glide over uneven terrain. It has a 66 cm/26" wide deck with higher tip speed for improved speed and cut quality. The Heavy-duty blade spindle is reinforced on 4 sides to tackle any brush job.

### The unit features:

- Tuff Torq™ hydro transmission featuring Enhanced Traction Control for positive traction on hillsides
- ±12 degree pivoting deck
- Adjustable height control allows you to cut from 3.2 cm to 8.3 cm (1 1/4" to 3 1/4")
- 66 cm (26") wide deck with higher tip speed for improved speed and cut quality
- Thicker, wider, plough style handles and hand guards for better leverage and protection
- Forward and reverse at your fingertips with conveniently located controls
- Wider tractor tires to muscle through uneven terrain
- Lockable caster wheels are greaseable and allow the unit more mobility when being turned. Lock casters to help track straight across hillsides.



**NEW!**  
WITH SUPERIOR  
FEATURES INCLUDING  
TUFF TORQ™ WITH  
ENHANCED TRACTION  
CONTROL!

## BC2600ICH, BC2600HH & BC2600HEBH

(Briggs or Honda)

### The unit features:

- Tuff Torq™ hydrostatic transmission featuring Enhanced Traction Control for positive traction on hillsides (Honda engine version handles up to 20-degree slopes with remarkable traction.)
- ±12 degree pivoting deck with proprietary return to neutral
- 66 cm (26") wide deck with higher tip speed for improved speed and cut quality
- Thicker, wider, plough style handles and hand guards for better leverage and protection
- Forward and reverse at your fingertips with conveniently located controls



Model	Engine	Start	Cut Width	Height Adj	Productivity	Weight	Length	Width
BC2600HHEU	13 HP Honda	Pull	66 cm (26")	4.5 cm - 9.5 cm (1.75" to 3.75")	28,600 sq.ft./hr	154.7 kg (341 lbs.)	203 cm (80")	79 cm (31")
BC2600ICH	12.5 HP B&S	Pull	66 cm (26")	Fixed Height	28,600 sq.ft./hr	140 kg (309 lbs)	211 cm (83")	79 cm (31")
BC2600HH	13 HP Honda	Pull	66 cm (26")	Fixed Height	28,600 sq.ft./hr	144 kg (317 lbs)	211 cm (83")	79 cm (31")
BC2600HEBH	13 HP Honda	Electric	66 cm (26")	Fixed Height	28,600 sq.ft./hr	155 kg (341 lbs)	211 cm (83")	79 cm (31")





**The Outback® will cut any vegetation that can be pushed over. Reclaim your field or overgrown property the easy way.**

## BC2600HHEU Features/Benefits



**Floating deck**  $\pm 12$  degree pivoting deck is engineered to glide over uneven terrain. 66 cm (26") wide deck with higher tip speed for improved speed and cut quality.



**Lockable, greaseable caster wheels** allow the unit more mobility when being turned. Lock the caster wheels to help track straight across hillsides. 20.3 cm (8").



**Intuitive drive controls & handles with padded grips** Best in class control package allows the user to feather in forward and reverse directly from the handles – no gears to select.



**Adjustable height control** allows you to cut from 4.5 cm to 9.5 cm (1 3/4" to 3 3/4")

## BC2600 Features/Benefits



**Tuff Torq™ hydrostatic transaxle** With ETC (Enhanced Traction Control) is fully automatic, sensing when the rear wheel starts to spin, locking the wheel and giving it positive traction. Provides superior traction in wet or uneven conditions.



**Pivoting deck**  $\pm 12$  degree pivoting deck with proprietary return to neutral is engineered to glide over uneven terrain and deep brush. 66 cm (26") wide deck with higher tip speed for improved speed and cut quality.



**Intuitive drive controls & handles with Padded Grips** Best in class control package allows the user to feather in forward and reverse directly from the handles – no gears to select.



**Wider tractor tires** for better grabbing and pulling power.

## CR550HC

(Honda)

Billy Goat's Compact Power Rake maneuvers easily around small properties effortlessly, removing matted thatch from turf in 51 cm/ 20" passes. Its rugged design withstands the most demanding use.

The CR550HC comes standard with Honda power coupled to a free-swinging heat treated tempered flail blade reel, mounted to construction grade cast iron bearings with grease nipples. The flail reel can be changed over to an optional slicing reel in 10 minutes!

The heavy-duty constructed single-piece unit has low vibration due to its reduced overall number of parts, improving operator comfort and handling. An adjustable idler permits the operator to set the precise tension for maximum belt life. The padded, ergonomic handles are stiff under operation and fold for easy transport and storage.

### The unit features:

- 5.0 HP Honda GC engine
- Construction grade cast iron bearings
- Low vibration - single piece construction
- Foldable handles
- Premium inside mounted engagement bale
- Heavy-duty steel pulleys
- Adjustable idler



## PR550 & PR550H

(Vanguard or Honda)

The PR550 efficiently removes matted thatch from turf in 51 cm/20" passes, and its rugged design withstands the most demanding use.

The PR550 comes standard with Honda or Vanguard power coupled to a free swinging heat treated, tempered flail blade reel, mounted to heavy-duty cast iron pillow block bearings with grease nipples. Optional spring or vertislicer delta reels are available.

### The unit features:

- Heavy-duty infinite height adjustment for precise depth adjustment gives longer blade life than preset adjustments
- Steel guards to protect bearings and pulleys
- Heavy-duty wheels for rugged use
- No tool, folding handles for storage and transport
- Inside engagement bail and padded handle
- 5.5 HP Honda or Briggs & Stratton Vanguard power with 3-year manufacturer warranty
- Easy adjustable idler and premium steel pulleys
- Convertible to overseeder or vertislicer with optional accessories



Model	Engine	Depth Adj	Depth*	Reel	Productivity	Weight	Length	Width
CR550HC	5 HP Honda GC	Infinite	1.3 cm → 1.9 cm (0.5" → 0.75")	51 cm Flail (20")	13,200 sq.ft/hr	58.5 kg (129 lb)	98 cm (38.5")	72 cm (28.5")
PR550	205 cc Vanguard	Infinite	0.3 cm → 1.3 cm (.125" → .5")	51 cm Flail (20")	13,200 sq.ft/hr	72.5 kg (160 lb)	116 cm (45.5")	67 cm (26.5")
PR550H	162 cc Honda	Infinite	0.3 cm → 1.3 cm (.125" → .5")	51 cm Flail (20")	13,200 sq.ft/hr	73.5 kg (162 lb)	116 cm (45.5")	67 cm (26.5")

\*With up to an additional 1/2 inch (1.3 cm) of adjustment for blade wear.





CR550HC



PR550H




## Tip

Lawn dethatching is recommended when a significant accumulation of thatch is noticed. Excess thatch prevents water and nutrients from reaching the soil and may contribute to turf disease. Overseeding (see pages 14-15) is recommended to thicken bare or thin spots in the lawn. The best time to overseed is in the Autumn when warm season weeds and grasses go dormant.

After dethatching, clean up quickly with a Billy Goat vacuum (shown on pages 2-5).

## CR550 Features/Benefits



**Flail reel** is perfect for accumulated thatch to 1.3 cm/½ inch or more. Helps restore healthy growth of turf.



**Infinite, heavy-duty depth adjustments** saves on blade wear when compared to preset adjustments that may promote premature flail wear.



**Heavy, single-piece construction** Dampens vibration and reduces overall number of parts.




**Construction grade cast iron bearings** come with grease nipples for purging dirty grease.

## PR550 Features/Benefits



**No tool, no bolt foldable handle** with inside bail and padded handles. Great for comfort, storage, transport and long life.



**Infinite, heavy-duty depth adjustments** save on blade wear when compared to preset adjustments that may promote premature flail wear.



**Premium steel pulleys**, easy to adjust idler, and easy to change belt contribute to simple service and long life. Protected by a steel guard.



**Heavy-duty wheels** Steel rim and roller bearings stand up to the most demanding applications.

## OS552 & OS552H with Auto Drop™

(Vanguard or Honda)

This unit comes standard with a 11.3 kg/25 lb capacity polypropylene seed box in the front of the unit and a 51 cm/20" verticiling delta reel that cuts slits in the ground – creating the ideal environment for seed to soil contact and high germination rates. On-board instructions make it simple to set drop settings based on seed type.

### The unit features:

- Heavy-duty infinite height adjustment for precise depth adjustment gives longer blade life than preset adjustments
- No rust, no dent, low weight polypropylene seed box – 11.3 kg/25 lb capacity
- Steel guards to protect bearings and pulleys
- Heavy-duty wheels for rugged use
- No tool, folding handles for storage and transport
- Inside engagement bail and padded handle
- 5.5 HP Honda or Briggs & Stratton Vanguard power with 3-year manufacturer warranty
- Easy adjustable idler and premium steel pulleys
- Convertible to power rake with optional accessory



## OS901SPS & OS901SPH

(Subaru & Honda)

The all new OS901 allows you to verticut and overseed, all in one pass! The unit features an exclusively designed 56 cm/22" slicing reel that floats with contours of lawns, increasing seed to soil contact & improving germination rates.

The OS901 comes standard with Subaru or Honda power coupled to a self-propelled hydrostatic drive for infinite speed control. Its rugged design withstands the most demanding use. Optional clear seed box cover and chariot are available.

### The unit features:

- Self-propelled hydrostatic drive with world class intuitive forward & reverse drive controls eliminate pushing. Simple hydraulic release switch for transport in off position
- Floating cutting head with an exclusively designed 56 cm/22" slicing reel floats with contours of lawns
- Infinite depth adjustment promotes longer blade life vs. other configurations on the market
- Auto Drop™ system automatically starts and stops seed drop with reel engagement & disengagement conserving seed
- Elevated seed box prevents moisture from clogging the seed drop & provides excellent visibility. Axle driven seed agitator eliminates belts & tire-on-tire systems
- Dual belts for increased life and efficiency
- No tool, no bolt foldable handles are great for storage, transport and long life



Shown with optional clear seed box cover.

See the video at  
[www.billygoat.com](http://www.billygoat.com)

Model	Engine	Depth Adjustment*	Reel	Productivity	Weight	Length	Width
OS552	205 cc Vanguard	.125" → .5" (0.3 cm → 1.3 cm)	20" Slicing (51 cm)	13,200 sq.ft/hr	80.3 kg (177 lbs)	116 cm (45.5")	67 cm (26.5")
OS552H	162 cc Honda	.125" → .5" (0.3 cm → 1.3 cm)	20" Slicing (51 cm)	13,200 sq.ft/hr	81.2 kg (179 lbs)	116 cm (45.5")	67 cm (26.5")
OS901SPS	Subaru EX270	.125" → .5" (0.3 cm → 1.3 cm)	11 Fixed Blades	@3.0MPH 29,040 ft <sup>2</sup> /hour 0.67 acre/hr	142.5 kg (314 lbs)	148 cm (58.38")	78 cm (30.75")
OS901SPH	Honda GX270	.125" → .5" (0.3 cm → 1.3 cm)	11 Fixed Blades	@3.0MPH 29,040 ft <sup>2</sup> /hour 0.67 acre/hr	146.5 kg (323 lbs)	148 cm (58.38")	78 cm (30.75")

\*With up to an additional ½ inch (1.3 cm) of adjustment for blade wear.





## Tip

Overseeding is recommended to thicken bare or thin spots in the lawn. Verticutting increases seed to soil contact and improves germination rates. Before overseeding, cut the lawn as low as possible. Set the depth for no more than .635 cm/ 1/4" and use a 45-degree diagonal criss-cross pattern. Use half the recommended drop rate since this pattern covers the area twice.

## OS552 Features/Benefits



**11.3 kg/25 lb front mounted polypropylene seed box** with on-board customer instructions to help set drop rates for various seed. The box and agitator bar won't rust or dent.



**Premium steel pulleys**, easy to adjust idler, and easy to change belt contribute to simple service and long life. Protected by a steel guard.



**Auto Drop™ system** easy to adjust, with drop rates for a variety of seeds listed in on-board instructions.



**Verticiling reel** is perfect for overseeding and thinning running grasses.


## OS901 Features/Benefits/Accessories



**No tool, no bolt foldable handles** are great for storage, transport and long life.



**Self-propelled hydrostatic drive** with intuitive forward & reverse drive controls eliminate pushing to reduce fatigue. Simple auto release switch for transport in off position.



**Improved blade design** provides improved slicing, reduced thatch pick-up and longer life due to sharpened leading edge, design, attack angle and new height adjust.




**Elevated seed box** prevents moisture from clogging the seed drop & provides excellent visibility. Axle driven seed agitator eliminates belts & tire-on-tire systems. Auto Drop™ automatically starts & stops seed drop, conserving seed.



**Raise and lower reel with foot actuated pedal** Increases operator comfort and provides longer blade life. (Kit to retrofit prior units – Part No. 351611.)



**Dual belts** for increased life and efficiency.



**Floating cutting head** with an exclusively designed 22" (56 cm) slicing reel floats with contours of yards, increasing seed to soil contact & improving germination rates.



**Optional clear seed box cover & chariot** Seed box (Part No. 351600). Chariot (Part No. 351601).



## AE401 & AE401H

(Briggs & Honda)

Step up to the unique features of Billy Goat's 48 cm/19" wide AE401 aerator and see for yourself why people are switching.

The AE401 completely eliminates the conventional and cumbersome filling of the center drum found on other units on the market units, which is prone to wear, vibration and damage. The unit also eliminates bulky steel weights in favor of a simple to use water weight positioned directly over the tines for better aeration depth.

### The unit features:

Operators love the drive and tine engagement that is simple to operate. Tilt up serviceability, removable tine stars, Fold-n-Go™ handles, and easy-adjust drive chains make service and transport convenient and simple.

- Outboard drive wheels eliminate both center wheel slip and abuse from ramp loading with the tines engaged.
- Fold-n-Go™ handles are excellent for transport & storage and fold without tools.
- Thick 'O-ring' style chain for long life and better lubrication. Stands up to pressure washing.
- Proprietary water tank eliminates bulky steel weights that are hard to handle and easy to lose.
- Replaceable tine stars are a patented design allowing individual replacement vs entire shaft.
- Lift n Lock™ tine disengagement for best in class comfort and productivity




## Features/Benefits



**Compare how the outboard drive wheels** eliminate both center wheel slip and abuse from ramp loading with the tines engaged.



**Industry's softest tine engagement** and exclusive **Lift n Lock™** disengagement for best in class comfort and productivity! Proprietary water tank eliminates bulky side weights.



**Tilt up serviceability**, "O" ring chain, pillow block bearings and replaceable tine stars for best in class serviceability.



**Pillow block bearings** with grease nipples reduce wear and downtime for maintenance.



**Fold-n-Go™ handles** are excellent for transport & storage and fold without tools.

Model	Engine	Tines	Tine Pattern	Weight	Coring Tines	Length	Width	Height	Wheels
AE401H	118 cc Honda	24	12 cm x 18 cm (4.75" x 7")	110 kg (242 lb Dry)	1.6 cm x 8.9 cm (.625" x 3.5")	145 cm (57")	74 cm (29")	133 cm (52.5")	Semi-pneumatic
AE401	205 cc Briggs	24	12 cm x 18 cm (4.75" x 7")	109 kg (240 lb Dry)	1.6 cm x 8.9 cm (.625" x 3.5")	145 cm (57")	74 cm (29")	133 cm (52.5")	Semi-pneumatic



**See the full line-up of seasonal  
Billy Goat product at a ProGoat  
Dealer near you.**



For your convenience many dealers have a video player so you can see video of products in use.



Clean Up Your  
**World**™



**Billy Goat Industries, Inc.**  
1325 Market Street  
Lees Summit, MO 64081  
(800) 776-7690  
[www.billygoat.com](http://www.billygoat.com)

Place address label here



Scan the QR code at left  
for more information at  
[www.billygoat.com](http://www.billygoat.com)!



Billy Goat products are  
powered by engines from:



POWERED by  
**HONDA**

Powered by



**SUBARU**

Part# 100345  
063013  
© 2013 Billy Goat Industries, Inc.  
Specifications subject to change without notice

[www.billygoat.com](http://www.billygoat.com)