



LOADERS T400 Range

MX T406

MX T408

MX T410

MX T412

MX T417

MX T418

MX 
RAISE YOUR EXPECTATIONS



We dare to innovate; in our relationships, in our techniques, in our products and services. Together with our business partners, our ambition is to exactly meet your needs by giving you product advantages that set us apart from the rest.

Using your valuable feedback combined with our 60 years of design experience, we have developed this innovative loader range that really can have a positive effect on your working day. Our ability to innovate makes us and our business partners the ones to turn to, offering handling solutions which are specifically tailor-made to your particular tractor model.

We take our commitment as a bench mark brand seriously and we are fully dedicated to maintaining our promise to offer high quality products and services. This philosophy is shared across the whole of our workforce and our business partners, who are working together to develop and maintain a lasting relationship with you: our customer.

With a comprehensive sales network we have the ability to react quickly, if you have a concern we will work hard to address it, if you have a suggestion we will always consider it for the future.

Our ambition is to exactly meet your needs.

Our reactivity, co-operation and professionalism all work together to achieve this goal.

Our commitment is to bring to you all of the advantages presented by our unique company through positive actions.



Raise your expectations



www.m-x.eu

A MODERN
CLEAN DESIGN,
PROVIDING
THE ULTIMATE
PERFORMANCE,
PRODUCTIVITY
AND COMFORT



MACH System® - "non drip" instant coupling of tractor to loader hydraulic and electric lines.



Pivot pins with protected grease nipples, easily accessible from the side of the loader.

Implement positioning indicator fitted with three markers.



Unrivalled dump speed and optimum crowd angles thanks to a unique asymmetric ram design.

Euro or MX implement carrier with automatic locking and conveniently positioned release lever.



Dual protected electrical wiring harness in armoured sleeve.



Third function hoses individually protected by anti-wear sleeves.



Large pivot pins with anti-rotation system for maximum durability.

PCH System® - Premium hydraulic self levelling system which offers increased lift performance.


FITLOCK System® for easy drive-in hitching and unhitching, requiring only one exit from the cab.



End of travel dump stop.



Heavy duty wear bushes designed for intensive use.



Instant connection of loader to implement hydraulic lines with the MACH 2 System®.



Fully protected parking stands integrated into the loader arms. The lift height remains unchanged.

HITCHING IS AUTOMATIC - UNHITCHING IS INSTANTANEOUS



Unique to the market!
FITLOCK System® allows quick and easy hitching and unhitching of the loader with only one exit from the tractor cab.

EXCLUSIVE TO MX 



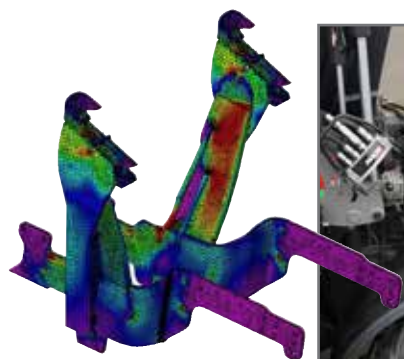
SHARED COMPONENTS

The chassis brackets, hydraulic control valve and shock absorber* are all shared between the MX loader and MX front linkage.
*SHOCK ELIMINATOR, see page 12.



100% COMPATIBLE LOADER
AND FRONT LINKAGE,
AN EXCLUSIVE MX CONCEPT

MODULAR DESIGN
By designing the loader and the front linkage for each new tractor model at the same time, MX ensures that their individual performance is maintained.



BRACKET DESIGN - REAL EXPERTISE

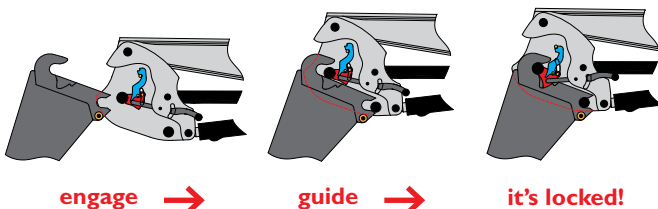
The backbone of the tractor/loader unit. Our sub-frame bracket is specifically developed for each individual tractor model and is designed to distribute stress loads uniformly across the tractor's structure.



TWIN LOCK MECHANISM



Locking of the loader is fully automatic, unlocking is by a conveniently positioned lever. The locking status is accurately communicated from inside or outside the cab by a highly visible indicator.



INTEGRATED PARKING STANDS

The parking stands are fully integrated into the underside of the loader arms, with a simple and effective lock/release mechanism.



INSTANT 'NON-DRIP' TRACTOR TO LOADER ELECTRO/ HYDRAULIC CONNECTION

With one simple movement, all the hydraulic and electric functions of the loader are fully connected, even under pressure.



MX hitching/unhitching:

- > Only one exit from the tractor cab
- > Twin lock mechanism for added safety
- > Simple, quick and effective with minimum downtime



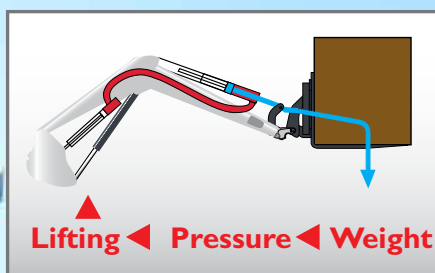
SELF LEVELLING BY HYDRAULIC COMPENSATION

EXCLUSIVE TO MX 

A premium benefit, only available on T400 loader models, the PCH System® actively increases the loader's lift capacity and speed without needing extra energy requirements from the tractor. It also gives optimum crowd and dump angles which are currently unequalled on the market.

T400 - A POWERFUL LOADER

The design of the hydraulic circuit enables a recirculation of oil from the crowd rams to the hydraulic parallelogram rams (PCH). This substantial assistance increases the loader power by 35%.



PANORAMIC VISION

Specifically designed to give maximum visibility T400 loaders have a fully integrated hydraulic circuit together with well positioned PCH levelling rams that do not obstruct the natural field of vision above the loader arms.

ADAPTIVE LEVELLING

The compensation rams have two positions allowing the implement angle to be adapted to the work being done:

- > A pallet position - parallel to the ground
- > A bucket position - to minimise bucket spillage

OPTIMAL FILL CAPACITY

Due to their unique PCH hydraulic levelling system T400 loaders offer a bucket crowd angle which is currently unequalled on the market.

Materials remain in the bucket no matter what the lift position of the loader.



Hydraulic Self Levelling:

- > Excellent lift power and speed
- > Optimum crowd angles at any height
- > Panoramic visibility

CONTROL, MX EXPERTISE

In our minds, a loader control system should be instinctive, accurate and comfortably positioned in the tractor cab. To achieve this, each individual tractor model is subject to a specific study.

EXCLUSIVE TO MX



A MULTI-FUNCTIONAL, ERGONOMIC MX CONTROL LEVER

Full of the latest technology, the MX control lever has been developed to perfectly suit your natural hand position. Additionally the lever has 2 extra buttons that can accommodate any auxiliary function desired by the user (standard on TECHPILOT and FLEXPILOT, optional on PROPILOT).



Auxillary buttons

DOUBLE ACTING WITH MAINTAINED FLOAT POSITION

All MX control systems have double acting hydraulics with a detent float position. They are designed to adjust to all types of hydraulic circuits on tractors currently available on the market.

Combined multi-function movements become instinctive no matter what control system you choose.

Double acting

1

2

Maintained float position

CONTROL SUITED TO YOUR NEEDS



ELECTRONIC CONTROL



An advanced electronic control system that uses stepper motor technology specifically developed by MX for increased accuracy.

Programmable system that offers pin-point, light control. (3rd and 4th functions wiring and ACS System® fitted standard with TECHPILOT).



EXCLUSIVE TO MX

LOW PRESSURE HYDRAULIC CONTROL



Unique to the market this is a popular upgrade.

This system uses a low pressure hydraulic control lever that offers smooth, progressive and accurate control, and reduces operator fatigue. With no wearing parts it is maintenance free.



CABLE CONTROL



A simple control system operated by conventional mechanical cables. Cost effective and basic.

CONNECTION TO THE ORIGINAL TRACTOR CONTROL VALVES

MX loaders can be connected to the tractors original control valves, either mechanical or electronic.

MX control:

- > Solutions for all operator needs and all tractor types
- > Maintained floating position
- > Low pressure hydraulic control that is unique to the market (FLEXPILOT)
- > Cutting edge technology - electronic control (TECHPILOT)
- > The possibility of controlling two auxiliary functions (e.g. front linkage service lines)

GREATER EFFICIENCY, MORE COMFORT AND INCREASED SAFETY WITH MX EQUIPMENT



3th FUNCTION

For implements requiring one additional hydraulic service (hoses protected by dual anti-rub sleeves).



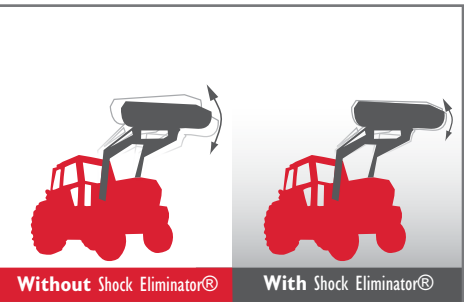
4th FUNCTION

Available for implements requiring two additional hydraulic services.



INSTANT MULTI-COUPLER FOR LOADER/IMPLEMENT HYDRAULICS

Strong, reliable and easy to use, it enables effortless connection of hydraulic service lines, even under pressure.



SHOCK ABSORBER

Reduces shocks and bounce caused when driving the tractor, increasing driver comfort.



EXCLUSIVE TO MX



SYNCHRONISATION OF GRAB AND BUCKET MOVEMENTS

With the Synchro Control System (SCS), the grab is automatically opened as the bucket dumps forward, simply activated by pressing an electronic button on the loader's joystick.



AUTOMATIC RETURN TO PRE-SET POSITION

The ACS System® automatically repositions the bucket to a predetermined position, with a simple press of a button.

Not compatible with the PROPILOT control.

LIFTING/DUMPING SAFETY DEVICE

This device is essential if people are staying around the load while you are working. In accordance with standard EN 12525-A2 2010, it can be disengaged for working when no one is near the load. You don't lose speed or power. Unique, this equipment is compatible with SHOCK ELIMINATOR System® and the maintained floating position.



COLOUR CO-ORDINATE WITH YOUR TRACTOR

MX can paint the loader to integrate with the tractor, the choice is yours!




IMPLEMENT HITCHING SYSTEMS TAILORED TO YOUR EXACT NEEDS

MX offers a wide range of implement carriers to accommodate the ever increasing need for frequent implement changes.



EURO CARRIER AUTOMATIC LOCKING

Using the Euro implement carrier, implements are automatically locked by crowding the loader. To unlock simply operate the lever conveniently situated on the tractor's near side. It is designed to guarantee the best possible crowding and dumping angles while enabling the use of large-size implements.



MX IMPLEMENT CARRIER (1)

Specifically designed for hitching your MX implements, this offers the same advantages as the Euro implement carrier.

MX/EURO CARRIER (2)

This combination implement carrier facilitates both MX and Euro hitching, without compromising crowd and dump performance.

Not compatible with FAST-LOCK System® and SPEED-LINK System®.




EXCLUSIVE TO MX

ELECTRO-HYDRAULIC IMPLEMENT HITCHING/UNHITCHING

Hitch and unhitch implements without leaving your seat - this is the level of comfort offered by the FAST-LOCK System®.

This system operates independently of the 3rd function, which remains available for other movements.

MX or Euro hitching compatible.



FULLY AUTOMATIC HITCHING/UNHITCHING OF IMPLEMENTS WITH HYDRAULIC AND ELECTRIC FUNCTIONS

Exclusive to MX, SPEED-LINK System® allows interchangeability of all implements, including those with hydraulic and electric connections without leaving the tractor seat. It also enables the use of the 3rd and 4th functions.

MX or Euro hitching compatible.





PROFESSIONAL IMPLEMENT RANGE FOR EVERY TASK



GENERAL PURPOSE BUCKET (HEAVY DUTY) - BR

Suitable for a wide range of tasks when loading loose materials (eg. soil, cereals, gravel, fertiliser, etc.).
6 widths from 1.30 to 2.45 metres.



GENERAL PURPOSE BUCKET (STANDARD) - BRU

Simple cost effective design for everyday tasks.
4 widths, from 1.50 to 2.25 metres.




MULTI-PURPOSE BUCKET - BMS

Highly versatile implement for silage pickup and bulk loading, or even manure.
6 widths from 1.40 to 2.45 metres.



HIGH CAPACITY CEREAL BUCKET - BC

High volume bucket for loading cereals or other low density materials.
4 widths from 1.80 to 2.50 metres.



DIGGING BUCKET - BT

Heavy duty design for the most demanding jobs.
With bolted teeth or bolted wear blade, in 6 widths from 1.30 to 2.45 metres.



4 IN 1 BUCKET - BQU

Highly versatile for landscaping, loading and snow clearing.
3 widths, from 1.50 to 2.10 metres




HIGH-TIP BUCKET - BRDS

For loading high sided lorries or trailers.
3 widths, from 1.80 to 2.50 m



SILAGE BUCKET - BCA

Specifically designed to handle maize silage and leave a clean, flat face on the clamp.
Width of 2.10 metres.



GENERAL PURPOSE GRAB - CGU

Effective for manure and silage, this implement guarantees performance and cleanliness.
5 widths from 1.20 to 2.00 metres.




PALLET FORK - TR

Suitable for all pallet sizes. Delivered with standardised forks for a lifting capacity of 1,500 to 2,500 kg, depending on the model.



MANURE FORK (HEAVY DUTY) - BF+GF

Available with top grab. For heavy duty manure handling.
6 widths from 1.20 to 2.25 metres



MANURE FORK (STANDARD) - BFU

Simple, cost effective implement for everyday handling of manure.
4 widths from 1.20 to 1.80 metres

SPECIALIST IMPLEMENTS...



SILAGE BLADE



BRUSH GRAB



LIFTING HOOK



BALE GRABS – MANUBAL V

Safe and efficient handling of straw and hay bales.
6 models:
V40/V50/V500/W500/V60/V6000



BALE SPIKES – MANUBAL L

For simple handling of straw and hay bales.
3 models:
L40/L500/L6000



WRAPPED SILAGE HANDLING – MANUBAL C40

For handling silage bales without damaging plastic wrap.

FEEDING BUCKETS - BD

Cost effective, easy distribution of livestock feeds (silage, roots, grains and concentrates). Available with fixed tines, hydraulic grab or self feed rotor.



SINGLE DOOR

4 models, capacity from 1,200 to 2,400 litres



DOUBLE DOOR

3 models, capacity from 1,400 to 2,400 litres

Find all MX
implements
and their detailed
features
at www.m-x.eu



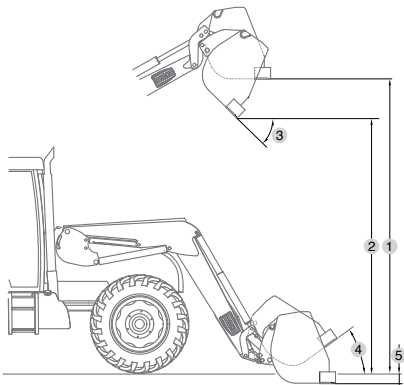
web

T400 Series

PERFORMANCE DATA



NOMINAL TRACTOR POWER	45 to 70 hp	60 to 90 hp	75 to 110 hp	95 to 150 hp	130 to 230 hp	130 to 230 hp For tractor with very wide bonnets
LIFT HEIGHTS						
Maximum height at implement pivot*	3.75 m	3.85 m	4.00 m	4.15 m	4.60 m	4.60 m
① Max. height under horizontal bucket	3.50 m	3.60 m	3.75 m	3.90 m	4.35 m	4.35 m
② Max. height under dumped bucket#	2.95 m	3.05 m	3.20 m	3.35 m	3.80 m	3.80 m
WORKING ANGLES						
③ Dump angle at full height#	52°	55°	55°	55°	50°	50°
④ Crowd angle at ground level#	47°	52°	52°	52°	51°	51°
DIGGING DEPTH ⑤	0.20 m	0.20 m	0.20 m	0.20 m	0.20 m	0.20 m
LIFT FORCE AT IMPLEMENT PIVOT, GROUND LEVEL*	1600 kg	2100 kg	2400 kg	2720 kg	3000 kg	3000 kg
LIFT CAPACITY AT IMPLEMENT PIVOT OVER THE ENTIRE LIFTING RANGE*	1250 kg	1890 kg	2190 kg	2490 kg	2670 kg	2670 kg
PAYLOAD CAPACITY ON PALLET AT 600 MM OUT ON FORKS						
At ground level:	1450 kg	1800 kg	2080 kg	2360 kg	2660 kg	2660 kg
At 2 m from ground level:	1380 kg	1720 kg	2000 kg	2250 kg	2560 kg	2560 kg
At 3 m from ground level:	1350 kg	1630 kg	1980 kg	2230 kg	2460 kg	2460 kg
Max. height:	1350 kg	1610 kg	1960 kg	2200 kg	2350 kg	2350 kg
LIFTING TIME	3.9 s	4.6 s	5.4 s	6.2 s	8.2 s	8.2 s
DUMPING TIME	1.0 s	1.0 s	1.0 s	1.4 s	1.4 s	1.4 s
WEIGHT WITHOUT EQUIPMENT	460 kg	480 kg	535 kg	550 kg	660 kg	697 kg



Specifications determined at 190 bar pressure and 60 litres/min flow rate.
Data may vary depending on the type of tractor being equipped.
*Only safe working loads apply. The figures at ground level and at the implement pivot axis are not to be used.
#Figures provided for a multipurpose bucket

Find
MXPower
application on your tablet



Find all the MX apps on the App Store and Google Play.



MX 
RAISE YOUR EXPECTATIONS

19, rue de Rennes
B.P. 83221
FR-35690 ACIGNÉ
Tél : +33 (0)2 99 62 52 60
Fax : +33 (0)2 99 62 50 22
Email : contact@m-x.eu
Website : www.m-x.eu

