



## EUROPEAN PRODUCT RANGE 2026

HYUNDAI



## READY TO CHANGE YOUR WORLD.

We are Hyundai and sell to more than 30 countries across Europe, through a network of over 140 dealers. Specialising in excavators, wheel loaders, articulated dump trucks, compact loaders, high reach demolition excavators, material handlers and dozers, we are a division of the global brand that is synonymous with durability and reliability.

Supported by rigorous research and testing, quality and innovation are at the heart of everything we do. And as Hyundai continues to invest heavily in innovative engineering and smart technology, our European customers will continue to benefit from world-class manufacturing with local expertise, into the future.

## CONTENTS

HX230 <b>NEW</b> .....	04	Crawler Excavators .....	14
HX260 <b>NEW</b> .....	05	Wheel Loaders .....	16
HX300 <b>NEW</b> .....	06	Wheeled Excavators .....	18
HX520A HRD <b>NEW</b> .....	07	Articulated Dump Trucks .....	20
HA45A 4x4 <b>NEW</b> .....	08	Compact Excavators .....	22
HX10A Z <b>NEW</b> .....	09	Dozers .....	24
HX19e <b>NEW</b> .....	10	Skid Steer Loaders & Compact Tracked Loaders .....	26
HL985A BH <b>NEW</b> .....	11	Demolition .....	28
HT100V, HS80/120V <b>NEW</b> .....	12	Hydraulic Breakers .....	30
HD130A .....	13	Service and Backup .....	32

NEW

## HX230

CRAWLER EXCAVATOR

**The Next Generation has it all.**

With a powerful Hyundai DX05 engine delivering 141kW (189 hp), full electrohydraulic control and new smart technologies, the new HX230 crawler excavator offers up to 10% less fuel consumption and up to 25% more productivity than previous machines. A 12.8-inch full HD touch screen, increased visibility and joystick steering combine to provide comfortable, productive operating, while a 6-camera system allows an unobstructed 360° view for added safety.



NEW

## HX260

CRAWLER EXCAVATOR

**Hyundai Next Generation crawler excavators are quite simply, Next Level.**

Equipped with advanced electrohydraulic control systems and an efficient Hyundai DX05 engine, the new HX260 model achieves a minimum of 25% increase in productivity. Next Generation features and smart technologies also make this new machine easier to maintain with lower total cost of ownership. Two 12.8-inch full HD touch screens and electric joystick steering make for productive operating, while a 6-camera system and radar offer an unobstructed 360° view.



EUROPEAN PRODUCT RANGE 2026

NEW

## HX300

CRAWLER EXCAVATOR

### Taking it to the next level.

The new HX300 is the latest addition to Hyundai's Next Generation excavator range and delivers next level efficiency, comfort, safety and serviceability. Its award-winning Hyundai DX08 diesel engine delivers up to 10% improved fuel efficiency, while an intelligent electro-hydraulic system provides up to 25% improved productivity. Longer service intervals include 1,000-hour oil changes and safety is enhanced with the SAVM 360° camera system and Auto-stop emergency braking.



NEW

## HX520A HRD

HIGH REACH DEMOLITION EXCAVATOR

### Built for demolition with greater reach, power and versatility.

With two booms – a standard and a 27 m extended reach, the HX520A HRD can handle up to 3 tonnes of attachments and deliver strong auxiliary pressure to operate a wide range of tools. Its hydraulic extending undercarriage and tilting cab ensure optimal stability, visibility and comfort, while cameras and a dust suppression system keep sites safer and cleaner. Quick couplers allow fast switching between high-reach and standard configurations, making the HX520A HRD ideal for urban demolition projects.



EUROPEAN PRODUCT RANGE 2026

NEW

## HA45A 4X4

ARTICULATED DUMP TRUCK

**A unique design for the toughest conditions.**

The Hyundai HA45A 4x4 delivers unmatched productivity with its unique 4x4 articulated dump truck design, combining high payload and efficiency in all conditions. Its hydro-gas suspension of the front and rear axle ensures a smooth ride, while limited-slip and lockable differentials provide superior traction on wet, slippery, or uneven terrain. With excellent climbing ability, a short turning radius and minimal ground impact, the HA45A 4x4 is perfect for all mining, quarrying and long-haul applications.



NEW

## HX10A z

COMPACT EXCAVATOR

**Designed to give strong performance in tight spaces.**

The Hyundai HX10A Z compact excavator is the ultimate in productivity, combining strong lifting performance with extended digging reach in a compact, well-balanced design. Designed and built specifically for confined spaces, it delivers reliable traction and precise control, even on the most demanding job sites. The HX10A Z boasts a comfortable, intuitive operator environment, ensuring efficient and confident operation, whether you're working in urban areas or on smaller projects.



NEW

## HX19e

ELECTRIC COMPACT EXCAVATOR

The new electric 1.9 tonne HX19e joins our compact excavator range.

The HX19e offers zero emissions at the point of use with zero compromise on performance. And with the biggest and strongest battery pack in its class, it can run for over 10 hours, with the flexibility to also work in noise restricted areas. The HX19e uses bio-oil for zero risk of contamination and comes with Hyundai's Hi-MATE remote management system for extra peace of mind. For more choice, it is available with a cabin or optional canopy version.



NEW

## HL985A BH

WHEEL LOADERS

A powerful and efficient machine designed to excel in the most demanding environments.

The HL985A BH is powered by an eco-friendly Cummins X12 Stage V engine, making it easy to handle heavy-duty work in the most extreme conditions. Its power is complemented by a range of new technologies that enhance performance and fuel efficiency, while keeping harmful emissions and Total Cost of Ownership (TCO) to a minimum. And with proven parts from premium suppliers like ZF, KPM and Parker, reliability comes as standard.



NEW

## HT100V

COMPACT TRACKED LOADER

## HS80/120V

SKID STEER LOADERS

**Our compact loaders deliver exceptional productivity and fuel efficiency.**

These three new compact loaders are the result of rigorous testing on both flat and rough terrain. Our Stage V Hyundai engine maintains excellent fuel efficiency and power. A spacious cabin with multifunction joysticks, climate control and excellent visibility allows operators to work comfortably, while features such as Vertical Lift, Auto Self-Levelling and Two-speed Travel, provide better stability, greater lift height, increased capacity and less spillage. Other features include: LED lights to the front and rear, an industry standard Hydraulic Quick Coupler and a Tilt-up cabin and rear door.



## HD130A

DOZER


**The HD130A Dozer complements our powerful range.**

The Hyundai HD130A dozer pushes the limits of what you can expect from an earthmoving machine. With best-in-class horsepower and machine weight, you get more power to the ground and superior tractive effort, helping you push more material to maximise productivity. Designed with maximum visibility and using the max forward and reverse speeds, you can quickly and easily move from one end of the jobsite to the other or reposition the machine.



# CRAWLER EXCAVATORS

Go to the next level with our new Stage V crawler excavators. From 13 - 100-tonnes, with the most powerful engines in their class, they're all fully equipped for any big digging, lifting and loading application. All models feature a Long Carriage (LC) design and with spacious cabs, tough exteriors and advanced safety features, they can easily handle whatever the job site throws at you.



	HX130A LCR	HX140A L	HX145A LCR	HX160A L	HX180A L	HX210A NL	NEW HX230L	NEW HX230LR	NEW HX260L/NL
<b>Operating weight</b>	13445 kg	14405 kg	15430 kg	17695 kg	18665 kg	22800 kg	23390 - 24430kg	25120 - 25990 kg	26170 - 28220 kg
<b>Max power</b>	55 kW (74 hp)	100 kW (134 hp)	100 kW (134 hp)	115 kW (155 hp)	115 kW (155 hp)	142 kW (190 hp)	141kW (189HP)	141 kW (189 hp)	171 kW (229 hp)
<b>Bucket capacity</b>	0.50 m <sup>3</sup> - 0.61 m <sup>3</sup>	0.50 m <sup>3</sup> - 0.77 m <sup>3</sup>	0.50 m <sup>3</sup> - 0.77 m <sup>3</sup>	0.73 m <sup>3</sup> - 0.96 m <sup>3</sup>	0.73 m <sup>3</sup> - 0.96 m <sup>3</sup>	0.80 m <sup>3</sup> - 1.34 m <sup>3</sup>	0.81 m <sup>3</sup> - 1.35 m <sup>3</sup>	0.39 m <sup>3</sup> - 0.55 m <sup>3</sup>	0.60 m <sup>3</sup> - 1.41 m <sup>3</sup>
<b>Breakout force</b>	97.1 kN	102.9 kN	102.9 kN	126.4 kN	126.4 kN	152 kN	149 kN	84 kN	156 kN
<b>Max digging depth</b>	5640 mm	5830 mm	5940 mm	6530 mm	6530 mm	7610 mm	7220 mm	11665 mm	7310 mm

	NEW HX300L/NL	NEW HX300LR	HX360L/NL	HX400L/NL	HX480A L	HX520A L	HX800A L	HX1000A L
<b>Operating weight</b>	31610 - 34620 kg	33220 - 34620 kg	36390 kg	40360 kg / 40290 kg	50690 kg	52048 kg	79500 kg	97000 kg
<b>Max power</b>	208 kW (279 hp)	208 kW (279 hp)	227 kW (305 hp)	255 kW (341 hp)	300 kW (402 hp)	300 kW (402 hp)	402 kW (547 hp)	469 kW (629 hp)
<b>Bucket capacity</b>	0.45 m <sup>3</sup> - 1.63 m <sup>3</sup>	0.59 m <sup>3</sup>	1.80 m <sup>3</sup>	1.81 m <sup>3</sup> - 2.03 m <sup>3</sup>	1.38 m <sup>3</sup> - 3.2 m <sup>3</sup>	1.38 m <sup>3</sup> - 3.2 m <sup>3</sup>	4.64 - 5.24 m <sup>3</sup>	5.4 - 6.8 m <sup>3</sup>
<b>Breakout force</b>	199 kN	52 kN	242.4 kN	244.9 kN	2471 kN	279.5 kN	369.8 kN	439.5 kN
<b>Max digging depth</b>	7930 mm	14610 mm	7475 mm	8110 mm	12020 mm	11870 mm	8480 mm	8795 mm

# WHEEL LOADERS

Hyundai HL A-Series Wheel Loaders offer unbeatable comfort, control, durability and easy maintenance for maximum uptime. With a range of 10 models covering 11 – 35-tonnes with 99 kW (133 HP) – 353 kW (473 HP) of power plus huge bucket capacities and breakout forces, you can count on them to be highly productive in all industrial, mining and quarrying applications. A range of new technologies and features further improve convenience and safety.



	HL930A	HL940A	HL955A	HL960A	HL970A
<b>Operating weight</b>	11500 kg	13400 kg	15800 kg	19200 kg	24200 kg
<b>Max power</b>	99 kW (133 hp)	123 kW (165 hp)	157 kW (210 hp)	188 kW (251 hp)	264 kW (330 hp)
<b>Bucket capacity</b>	1.90 m <sup>3</sup>	2.30 m <sup>3</sup>	2.80 m <sup>3</sup>	3.30 m <sup>3</sup>	4.20 m <sup>3</sup>
<b>Tipping load (full turn)</b>	8000 kg	8600 kg	9850 kg	12410 kg	15850 kg
<b>Max hinge pin height</b>	3640 mm	3820 mm	3940 mm	4105 mm	4325 mm

	HL975	HL975A CVT	HL980A	HL985A	NEW HL985A BH
<b>Operating weight</b>	26500 kg	26500 kg	30800 kg	33800 kg	34400 kg
<b>Max power</b>	284 kW (381 hp)	284 kW (381 hp)	283 kW (380 hp)	353 kW (473 hp)	283 kW (380 hp)
<b>Bucket capacity</b>	4.80 m <sup>3</sup>	4.80 m <sup>3</sup>	5.60 m <sup>3</sup>	6.50 m <sup>3</sup>	5 m <sup>3</sup>
<b>Tipping load (full turn)</b>	17300 kg	17200 kg	20100 kg	22950 kg	24800 kg
<b>Max hinge pin height</b>	4425 mm	4425 mm	4615 mm	4750 mm	4615 mm



# WHEELED EXCAVATORS

Aim for greater performance, versatility, comfort, control and safety with our seven 6 - 23-tonne A-Series machines. Designed for the urban work environment across every application, they feature a new, compact rear design, improved cabin and enhanced controllability. Our A-Series machines comply with EU Stage V emissions regulations while delivering higher performance, better fuel efficiency and superior travel speed on the road.



	HW65A	HW100A	HW140A	HW150A CR	HW160A	HW170A CR	HW210A
<b>Operating weight</b>	6355 kg	10682 kg	15860 kg	17170 kg	18390 kg	18820 kg	22510 kg
<b>Max power</b>	49 kW (66 hp)	75 kW (100 hp)	129 kW (173 hp)	129 kW (173 hp)	129 kW (173 hp)	129 kW (173 hp)	145 kW (195 hp)
<b>Max travel speed</b>	32 km/h	38 km/h	37 km/h	35 km/h	37 km/h	35 km/h	38.4 km/h
<b>Breakout force</b>	42.1 kN	58.6 kN	102.9 kN	102.9 kN	114.8 kN	114.8 kN	141.2 kN
<b>Max digging depth</b>	3490 mm	4245 mm	5100 mm	5020 mm	5630 mm	5440 mm	5770 mm

Specs refer to 2-piece boom equipment on all machines except HW65A



# ARTICULATED DUMP TRUCKS

Three articulated dump trucks complement perfectly our range of Excavators and Wheel Loaders. Based on a proven design with 50 years heritage, our 30 and 45-tonne machines have many industry-leading features that improve productivity across all mining, quarrying and heavy loading applications. With greater manoeuvrability, comfort and safety, these three models are part of a range and reputation that just keeps growing.





	HA30A	HA45A	NEW HA45A 4x4
<b>Payload</b>	28000 kg	41000 kg	41000 kg
<b>Body volume (without / with tailgate)</b>	16.8 m <sup>3</sup> / 17.8 m <sup>3</sup>	24.4 m <sup>3</sup> / 26.0 m <sup>3</sup>	25.0m <sup>3</sup> / -
<b>Max power</b>	276 kW (375 hp)	368 kW (500 hp)	368 kW (500 hp)
<b>Gross torque</b>	1876 Nm	2476 Nm	2476 Nm
<b>Net weight</b>	23200 kg	30100 kg	30500 kg



# COMPACT EXCAVATORS

For site preparation and general excavation projects, Hyundai have all the compact excavators you need. With a choice of 13 models from 1 – 9-tonnes, our minis offer exclusive features to help keep you productive and realise your projects with maximum uptime. With their small footprint, low cost and precise operation, Hyundai compact excavators are winning over contractors in a big way.



	NEW HX10A Z	HX17A Z	HX19A	HX25A Z	HX30A Z	HX35A Z	HX40A
<b>Operating weight</b>	1165 kg	1850 kg	2020 kg	2685 kg	2890 kg	3880 kg	4390 kg
<b>Engine power</b>	7.6 kW (10.35 hp)	12.1 kW (16.2 hp)	12.1 kW (16.2 hp)	18.5 kW (24.8 hp)	18.5 kW (24.8 hp)	18.5 kW (24.8 hp)	29.1 kW (39 hp)
<b>Bucket capacity</b>	0.02 m <sup>3</sup>	0.04 m <sup>3</sup>	0.04 m <sup>3</sup>	0.06 m <sup>3</sup>	0.06 m <sup>3</sup>	0.09 m <sup>3</sup>	0.09 m <sup>3</sup>
<b>Breakout force</b>	10.8 kN	16.3 kN	16.3 kN	20.0 kN	21.0 kN	32.0 kN	43.8 kN
<b>Max digging depth</b>	2205	2440 mm	2540 mm	2520 mm	2700 mm	2980 mm	3420 mm

	HX48A Z	HX55A CR	HX65A	HX85A	R80CR-9A
<b>Operating weight</b>	5030 kg	5355 kg	6080 kg	8480 kg (mono) / 9259 kg (2pc)	8350 kg
<b>Engine power</b>	29.1 kW (39 hp)	35.5 kW (47.6 hp)	48.8 kW (65.9 hp)	49.9 kW (66.9 hp)	49 kW
<b>Bucket capacity</b>	0.13 m <sup>3</sup>	0.15 m <sup>3</sup>	0.18 m <sup>3</sup>	0.28 m <sup>3</sup>	0.28 m <sup>3</sup>
<b>Breakout force</b>	37.4 kN	43.0 kN	42.1 kN	61.7 kN	55.9 kN
<b>Max digging depth</b>	3500 mm	3750 mm	3770 mm	4290 - 4640 mm	4180 mm


ELECTRIC	HX19e
<b>Operating weight</b>	2296 kg
<b>Max battery capacity</b>	40 kWh
<b>Bucket capacity</b>	0.04 m <sup>3</sup>
<b>Breakout force</b>	16 kN
<b>Max digging depth</b>	2340 mm

# DOZERS

Hyundai Dozers are the perfect complement to our ever expanding and powerful machine range. With best-in-class horsepower and machine weight, they help you push more material in less time. And with maximum visibility and mobility, they quickly make light work of any task on any job site.



	HD130A
<b>Operating weight</b>	14500 kg (XL) / 15300 kg (LGP)
<b>Engine power</b>	117 kW (157 hp)
<b>Blade capacity</b>	3.54 m <sup>3</sup> (XL) / 4.18 m <sup>3</sup> (LGP)
<b>Max. drawbar pull</b>	22000 kgf
<b>Ground pressure</b>	0.43 kg/cm <sup>2</sup> (XL) / 0.35 kg/cm <sup>2</sup> (LGP)



# SKID STEER LOADERS & COMPACT TRACK LOADERS

Our skid steer and compact track loaders deliver exceptional productivity and fuel efficiency. A Stage V Hyundai engine delivers maximum power, while a comfortable cabin and easy to use controls allow effortless working. Many other features enable safer working on both flat and rough terrain and on roads, while others such as tilt-up cab and rear door make maintenance easier and quick.



	HS80V	HS120V	HT100V
<b>Operating weight</b>	3404 kg	3847 kg	4320 kg
<b>Max. power</b>	49.5 kW (66.4 hp)	54.9 kW (73.6 hp)	54.9 kW (73.6 hp)
<b>Tipping load</b>	1770 kg	2440 kg	2980 kg
<b>Lift height</b>	2258 mm	2473 mm	2468 mm
<b>Rated operating capacity - 50% tipping load</b>	885 kg	1220 kg	1490 kg




# DEMOLITION

Hyundai High Reach Demolition machines are built for the most demanding demolition sites. With reinforced structures and comfortable operator environments, they deliver maximum stability, reach and productivity in high-rise and heavy demolition applications. And with advanced hydraulics, precise control and excellent visibility, they provide the power, efficiency and confidence operators need to work safely and effectively at height.



	HX400	HX520A HRD
<b>Operating weight</b>	42260 kg	60000 - 70000 kg
<b>Max power</b>	255 kW (341 hp)	300 kW (402 hp)
<b>Ground level lifting at max. reach</b>	8010 kg	3000 kg
<b>Maximum digging height</b>	11660 mm	27000 mm
<b>Maximum digging reach</b>	11860 mm	12000 mm



# HYDRAULIC BREAKERS

With 6 models and 11 variants to choose from, Hyundai breakers are packed with the latest innovative features, efficient performance technologies and the latest product design to provide a high energy, low maintenance breaker for maximum productivity. They are designed for Hyundai machines but are also suitable for other manufacturers excavator equipment.

We have breakers suited to all types of machine weight as well as a range of chisel options specific to your application.

What's more, we recognise that breaker work is one of the most arduous applications on the jobsite, that's why we offer a 2-year manufacturer's warranty as standard.



	HRB030	HRB040	HRB050	HRB060	HRB140	HRB250
<b>Breaker weight</b>	129 kg	180 kg	361 kg	451 kg	1007 kg	2046 kg
<b>Overall length</b>	1331 mm	1417 mm	1660 mm	1717 mm	2354 mm	2793 mm
<b>Oil flow</b>	20 - 30 lpm	25 - 50 lpm	40 - 70 lpm	50 - 90 lpm	80 - 110 lpm	120 - 180 lpm
<b>Operating pressure</b>	88 - 117 bar	88 - 117 bar	108 - 137 bar	118 - 147 bar	147 - 166 bar	157 - 177 bar
<b>Impact rate</b>	700 - 1200 mm	600 - 1100 mm	500 - 900 mm	400 - 800 mm	350 - 700 mm	350 - 550 mm
<b>Tool diameter</b>	45 mm	53 mm	68 mm	75 mm	100 mm	140 mm
<b>Applied machine</b>	1.2 - 3.0 ton	2.5 - 4.5 ton	4.0 - 70 ton	6.0 - 9.0 ton	10 - 15 ton	18 - 26 ton

	HRB320	HRB350	HRB400	HRB520	HRB550
<b>Breaker weight</b>	2968 kg	2975 kg	3902 kg	4800 kg	5330 kg
<b>Overall length</b>	3088 mm	2889 mm	3729 mm	3882 mm	4043 mm
<b>Oil flow</b>	180 - 240 lpm	200 - 250 lpm	200 - 260 lpm	220 - 270 lpm	270 - 320 lpm
<b>Operating pressure</b>	157 - 177 bar	167 - 196 bar	176 - 206 bar	169 - 245 bar	196 - 245 bar
<b>Impact rate</b>	300 - 450 mm	250 - 380 mm	200 - 350 mm	150 - 200 mm	150 - 200 mm
<b>Tool diameter</b>	155 mm	165 mm	175 mm	185 mm	195 mm
<b>Applied machine</b>	18 - 35 ton	30 - 40 ton	35 - 45 ton	40 - 55 ton	50 - 60 ton



## SERVICE AND BACKUP

**With a network of over 140 dealers across 30 European countries, Hyundai's service and backup is second to none.**

From buying your machine with quick and easy financing and insurance, to extended protection products that will protect your Hyundai machine for life. Our service engineers offer the best repair & maintenance service by attending the Hyundai Academy to keep their knowledge up to date.

Our European Parts Distribution Centre is located in Belgium to offer immediate support for dealers and customers, from

receiving orders to picking, packing and shipment. The warehouse houses over 125,000 items and has over 12,000 m<sup>2</sup> in storage space. When it comes to optimising machine uptime, Hi MATE, our telematics remote management system gives you access to vital service and diagnostic information anywhere in the world.

If you're looking to finance construction equipment, you can count on Hyundai Finance to provide the best solution. We offer quick and easy financing, with customised payment plans to suit everyone.

## HYUNDAI WARRANTIES

**Hyundai Construction Equipment offers one of the strongest warranty programmes in the industry, providing you not only with peace of mind but also an added value to your product.**

**Standard Warranties:** Your new machine comes with a 2-year, 3000 hour standard warranty. This protects you from repair costs and offers added value when trading your machine in.

**Extended Warranties:** For added protection we offer a variety of Extended Warranty Packages to suit your machine and financial preferences. Our programme allows you to cover your machine up

to a total of 5 years or 10,000 operating hours with the choice of covering the full machine or only the main components.

**Used Equipment Warranty:** Our Hyundai Used Machine Warranty programme protects your used machine from sudden or unforeseen breakdowns that occur out of the initial factory warranty period. We have tailored the programme to your needs with 2 levels of cover: Power covers components such as engine, transmission and hydrostatic pump and Plus, which covers hydraulic pumps, valves and cylinders.



## LIFETIME SUPPORT FOR YOUR MACHINE

### UPTIME CENTRE

Located in Tessenderlo, Belgium, the European Uptime Centre optimizes operational data gathered through the Hi MATE telematic monitoring system. Hyundai's real-time insights from machines across Europe enable proactive customer communication for timely service. Tracking repairs and ensuring parts availability, Hyundai offers monthly machine health reports to customers with service agreements.

### HIMATE

Through the use of Hyundai's Hi MATE telematic system customers have access to real-time diagnostics for preventative maintenance. The system can deliver operational reports and can be used to set geofenced working areas. Working through the Hi MATE website, customers have access to troubleshooting guides, while fleet managers can access monthly equipment reports through the Fleet Manager app.

### VALUEMATE

Discover the Valuemate range of Hyundai aftermarket parts, offering quality, performance, and warranty coverage at a competitive price point. Reduce repair costs without sacrificing quality with parts tested to the same standards as originals.

### PROCARE

An innovative and hassle-free solution for pro-active machine servicing. With automatic dispatch of scheduled service parts triggered by machine hours, set your service costs early, avoid price increases, and plan your business's profitability. Combine with Hyundai's extended warranty for complete peace of mind and ease of use.

### LUBRICANTS

New lubricants range from Hyundai, the pinnacle of performance and protection for your construction and industrial equipment. Matched with the Hyundai drive trains, tested and guaranteed by Hyundai, our lubricants are crafted to optimize machinery efficiency, reduce friction, and prolong the lifespan of your assets.



HD Construction Equipment Hyundai Europe, Hyundailaan 4,  
3980 Tessenderlo-Ham, Belgium  
T +32 14 56 22 00 E [info@hyundai.eu](mailto:info@hyundai.eu) [www.hyundai-ce.eu](http://www.hyundai-ce.eu)

The information and data contained in this brochure is the property of HD Construction Equipment Hyundai Europe and has been compiled with the utmost care. Specifications and designs are subject to change at any time without notice. As general data, images and descriptions have been used in the brochure, Hyundai products may be fitted with non-standard equipment. The publication of this brochure cannot be regarded as an offer or proposal to contract and is intended for European markets only.

Contact your Hyundai dealer.  
[hyundai-ce.eu/en/dealer-locator](http://hyundai-ce.eu/en/dealer-locator)

